



Driving for Work Road Safety Authority Perspective

Noeleen McCool
Road Safety and Education Manager

Definition of Driving for Work

RSA

Driving for work includes any person who drives on a public road as part of their employment (not including driving to and from their work) in either:

- a company vehicle
- their own vehicle

It specifically ***excludes*** commuting

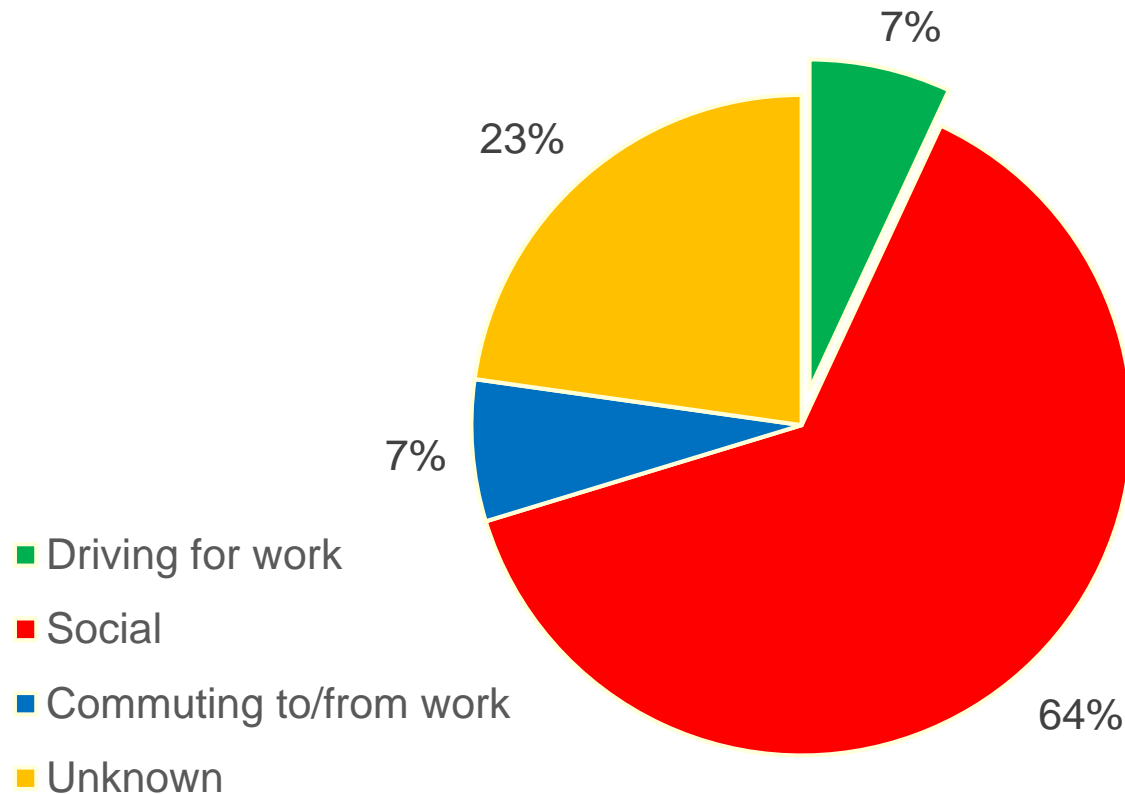


RSA Collision Data: 7 % of drivers killed on our roads in 2015 were driving for work at the time



Trip Purpose of killed drivers

(75 drivers **killed** in 2015)



× **1 in 5 (22%)** drivers involved in fatal collisions in 2015 were DFW

× **1 in 10 (12%)** Drivers injured (serious and minor) were DFW

Drivers killed DFW 2014 8%

Source: RSA Collision Database 2015 as of 26th September 2016

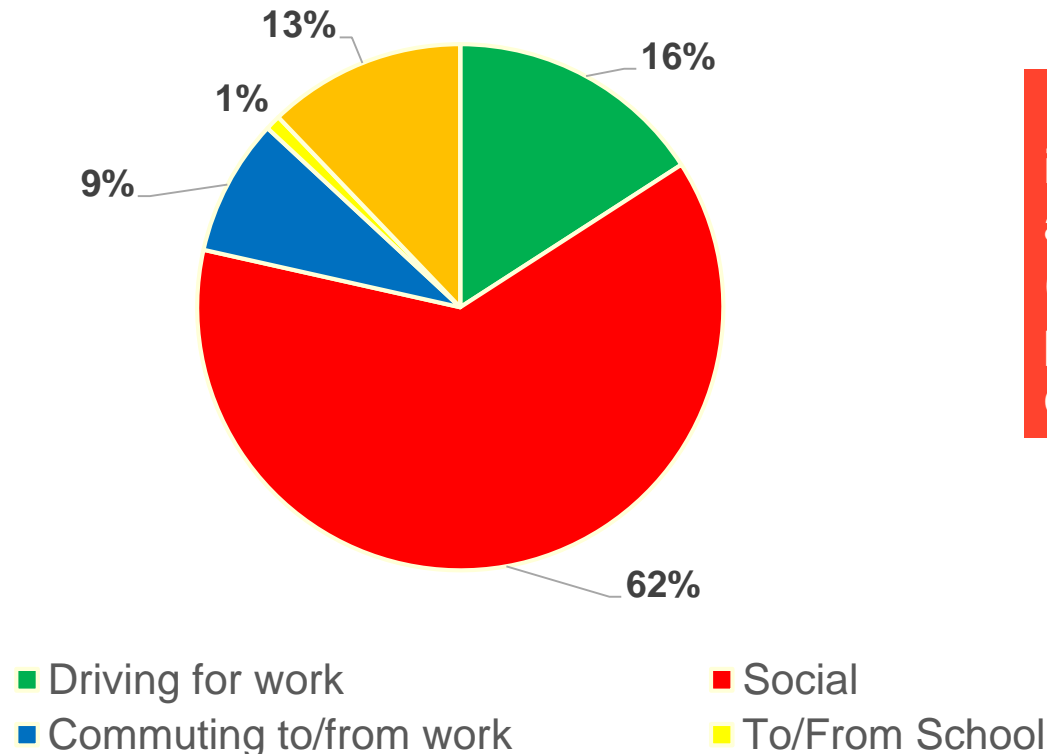
Note: 2014 & 2015 data is provisional and subject to change

Pre-Crash Behaviour Study: 1 in 6 drivers involved in fatal collisions from 2008-2012 were driving for work at the time



Trip Purpose

All drivers **involved** in **fatal** collisions 2008-2012 (1,177)



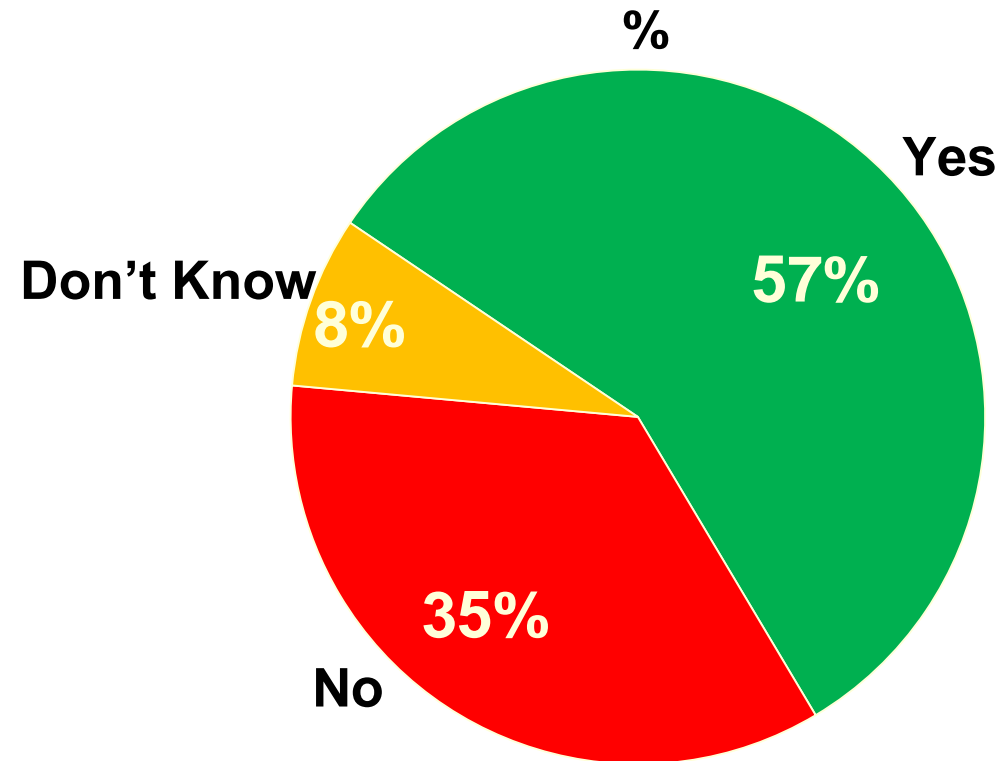
Pre-Crash Study : Fatal investigation files likely to yield very accurate recording of trip purpose. (RSA Collision Data Base reflects preliminary information at scene of collision.)

Progress on DFW Policy Implementation



19% of motorists in employment "drive for work" *

Does Employer have Health & Safety Policy on Driving? *



*Based on all drivers in employment (658)

Source: RSA Survey of Driver Attitudes & Behaviour 2015

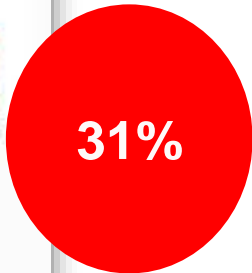
Speeding – Trucks, Artics & Single decker buses are more likely to speed on rural roads than cars



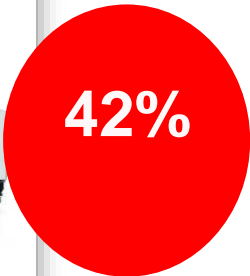
7,213 Cars



2,101 Rigid Trucks



510 Single Decker Buses



1,288 Articulated Trucks

Killer Behaviours: *Motorists who DFW are more at risk*



Those who DFW are more likely to admit that they:

- × Fell asleep at the wheel **17%** (10% for all drivers)
- × Driven after alcohol **11%** (8% for all drivers)
- × Always use handsfree phone when driving **24%** (13% for all drivers)
- × Speed on urban & rural roads (+ **10-15%** v's all drivers)
- × At least sometimes use handheld when driving **14%** (10% of all drivers)
- × Admit to being a 'manipulator' **34%** (26% for all drivers)



Higher incidence of being involved in a collision **15%** vs 9%
Higher incidence of being involved in a near miss **37%** vs 25%



Car Maintenance: Motorists who DFW are more savvy



Those who DFW are more likely to state they know how to:

- ✓ Check oil levels in car **92%** (84% for all drivers)
 - ✓ Check air pressure in tyres **92%** (82% for all drivers)
 - ✓ Check tyres/tread depth in car **83%** (73% for all drivers)
-
- ✓ **69%** who DFW conduct a 'walkabout' check of the vehicle they use for work at least monthly
 - ✓ **59%** of those who DFW take breaks during long journeys



COMMERCIAL VEHICLE ROADWORTHINESS



Tástáil Ródacmhainneachta um Fheithiclí Tráchtála
Commercial Vehicle Roadworthiness Testing

Real Time Results

On Time Testing

Roadside Compliance

Effective Enforcement

Enhanced network of test
operators & testers

Enforcement

RSA



Commercial Vehicle Operator Risk Indicator



High Risk Rating



Medium Risk Rating



Low Risk Rating

top tips...



Tástáil Ródacmhainneachta um Fheithiclí Tráchtála
Commercial Vehicle Roadworthiness Testing


Maintain your Vehicles



Test on time



Display your Disc



Monitor your Drivers Hours

