



Driving for Work – An Garda Síochána Perspective

**Con O'Donohue, Superintendent,
Garda National Roads Policing Bureau.**



Presentation -

What's happening on our roads

- Collisions 2016
- Collision factors and Prevention
- Enforcement
- Safety cameras

Future

- Intelligent Speed Assistance
- Drug Driving
- Roads Policing

<..\..\Videos\Driving\Driving for Work Course Videos\Basic driver requirements.mp4>





Fatal Collisions 2016


- Fatal collisions: **149 +27**
- Killed: **159 +32**
- Drivers – 44%
- Passengers – 22%
- Pedestrians – 16.4%
- Motorcyclists – 11.3%
- Cyclists – 5.7%
- Pillion passenger – 0.6%





Causation Factors

- Speed
- No seat belt
- Drink Driving
- Vehicle maintenance



[ving for Work Course Videos\Collision factors and prevention.mp4](#)




Enforcement



- Drink driving - 5,199
- Speeding – 111,942
- Seatbelts – 6,054
- Mobile Phones – 18,487
- Road Transport – 2,566
- Dangerous Driving – 2,857
- Vehicles detained – 18,453



White van – red light



Twitter



Safety Cameras

- Analysis of collision data
- Identification of collision clusters
- One suitable enforcement location within the zone
- Notified to the public - www.garda.ie
- Prioritisation on enforcement based on –
 - Collisions
 - Compliance




Road Safety Outcome

Year	Fatal collisions	In Zone	In Zone (%)
2005	360	118	33%
2006	321	98	31%
2007	309	95	31%
2008	254	70	28%
2009	220	58	26%
2010	185	33	18%
2011	172	31	18%
2012	152	26	17%
2013	181	31	17%
2014	181	28	16%
2015	156	21	14%


Future



- Intelligent Speed Assistance
- Drug Driving
- Roads Policing



Stopping on motorway



Thank You

