

TAPPING THE POTENTIAL FOR REDUCING WORK-RELATED ROAD DEATHS AND INJURIES

31st of January,

Dublin

Jacqueline Lacroix on behalf of



European Transport Safety Council

Up to 40%

of all road deaths might be work-related.



INVESTING IN ROAD RISK PREVENTION CAN SAVE YOUR ORGANISATION MONEY



Electricity Supply
Board (Ireland):
Fleet collisions

291 | **121**
in 2003 | in 2013



BT: **Insurance
claims per 1000
fleet vehicles**

59 | **26**
in 2001/2 | in 2015/16



Iron Mountain: **Road
collision damage
and third party costs
down 60%**
since 2008



Unilever Poland: **Costs due
to absenteeism caused
by road collisions**

€19M | **€8M**
in 2011 | in 2013



PRAISE
Work-Related Road Safety

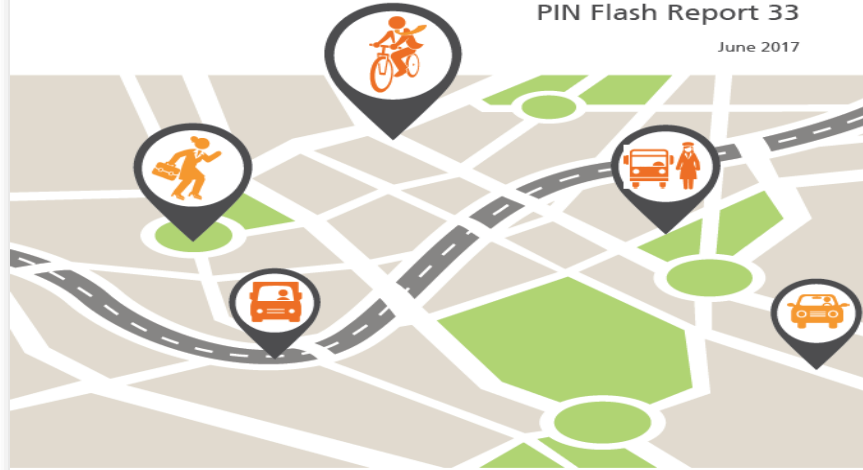
www.etsc.eu/praise

ETS C
European Transport Safety Council

TAPPING THE POTENTIAL FOR REDUCING WORK-RELATED ROAD DEATHS AND INJURIES

PIN Flash Report 33

June 2017




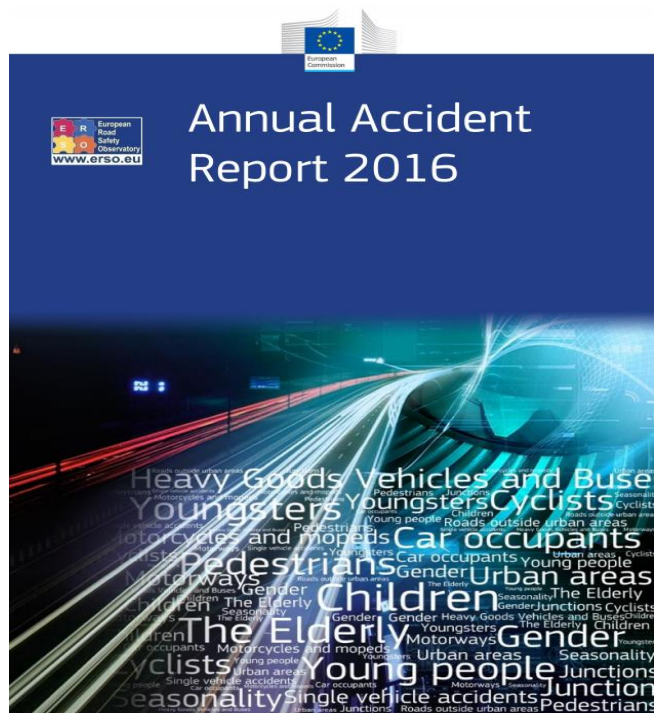
ETSC
European Transport Safety Council



PERFORMANCE IN WRRS MANAGEMENT IN EUROPE

- Work-related road safety **data** collection and reporting
- National **legal frameworks** for work-related road safety
- Public authority **leadership** in work-related road safety management

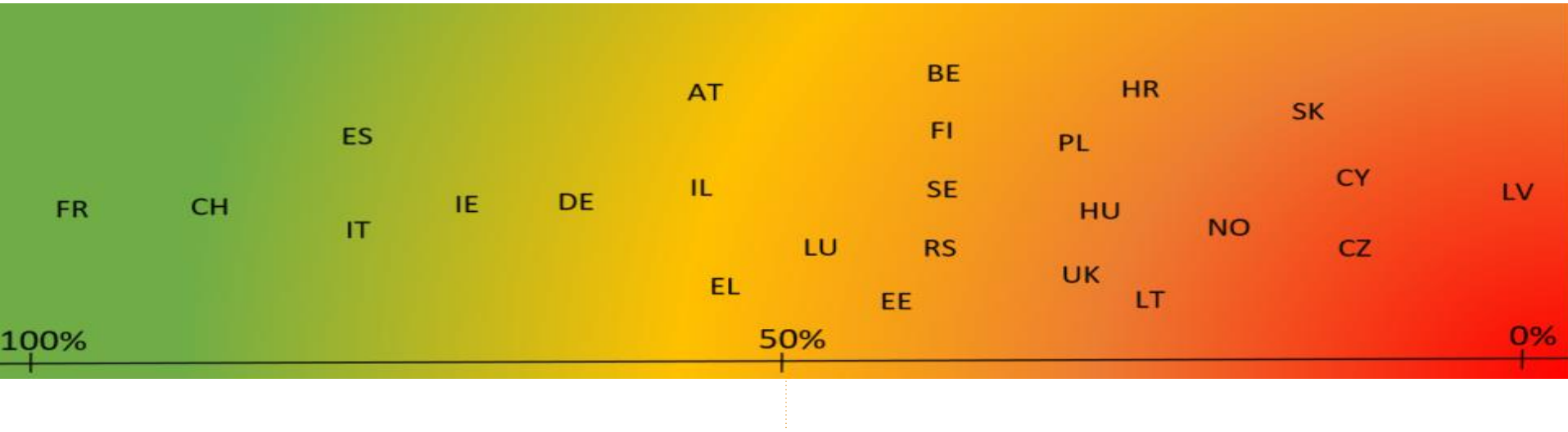
DATA COLLECTION AND REPORTING



QUESTIONS - WRRS DATA COLLECTION AND REPORTING

- Definition of a WRR collision?
- Does the definition cover commuting and all modes of transport?
- 'Purpose of journey' field in police reports and completion rates?
- Employer reporting obligations?
- Provision of WRR death data?

COUNTRY RANKING ON WRRRS DATA COLLECTION AND REPORTING



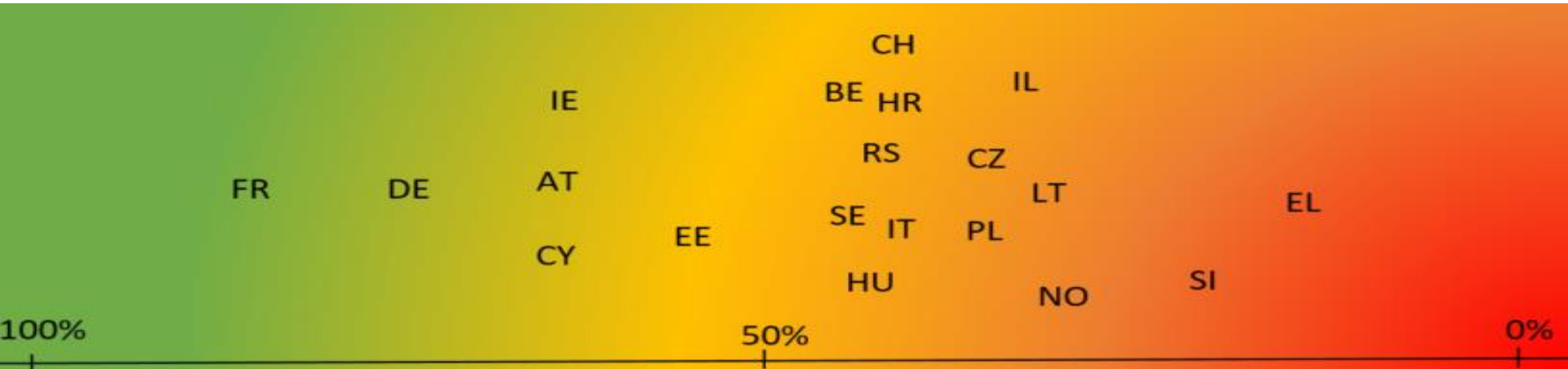
	Average number of recorded WRR deaths in 2013-2015 or the last three years available	Average number of road deaths in 2013-2015 or the last three years available	WRR deaths as a proportion (%) of all road deaths in 2013-2015 or the last three years available
AT	51	455	11%
CH	61	255	24%
CH*	104	255	41%
DE	414	3,414	12%
EE	4	75	5%
EL	41	826	5%
ES	53	1,686	5%
ES*	176	1,686	10%
FR	404	3,435	12%
FR*	1,352	3,435	39%
IE	8	178	5%
IE*	48	208	23%
IL	27	273	10%
IT	203	3,404	6%
IT*	389	3,404	11%
SE	8	263	3%
SI	5	120	4%

	Average number of recorded WRR deaths in 2013-2015 or the last three years available	Average number of road deaths in 2013-2015 or the last three years available	WRR deaths as a proportion (%) of all road deaths in 2013-2015 or the last three years available
AT	51	455	11%
CH	61	255	24%
CH*	104	255	41%
DE	414	3,414	12%
EE	4	75	5%
EL	41	826	5%
ES	53	1,686	5%
ES*	176	1,686	10%
FR	404	3,435	12%
FR*	1,352	3,435	39%
IE	8	178	5%
IE*	48	208	23%
IL	27	273	10%
IT	203	3,404	6%
IT*	389	3,404	11%
SE	8	263	3%
SI	5	120	4%

QUESTIONS - NATIONAL LEGAL FRAMEWORK FOR WRRS

- Government guidance on implementation of Directive on safety and health of workers (89/391/EEC)?
- Can employers' be held legally responsible in case of a WRR collision?
- Identification of the driver by employer in case of committing a traffic law offence?
- Commuting in employees risk assessment?
- Professional drivers: going beyond requirements of the CPC directive; specific legislation for professional driver vehicles, alcohol interlocks laws, tachograph enforcement?

COUNTRY RANKING ON NATIONAL LEGAL FRAMEWORK FOR WRRRS



QUESTIONS - PUBLIC AUTHORITY LEADERSHIP IN MANAGING WRRS

Are public authorities in your country seen to show leadership in:

- Purchase or renting of safe vehicles?
- Fitment of non-mandatory additional safety equipment in vehicles they own, lease, rent or control?
- Extending their own agency requirements around vehicle management and use to contractors?
- Establishing safe travel plans for employees?

Are public authorities in your country seen to show leadership in:

	Q1: Purchase or renting of safe vehicles?	Q2: Fitment of non-mandatory additional safety equipment in vehicles they own, lease, rent or control?	Q3: Extending their own agency requirements around vehicle management and use to contractors?	Q4: Establishing safe travel plans for employees?
AT	No	No	No	No
BE	No	No	Partially	No
CY	No	Yes	Yes	No
CZ	No	No	No	No
DE	Yes	Yes	Yes	Partially
EE	Partially	Partially	Partially	Partially
EL	No	No	No	No
ES	Yes	Yes	No	Yes
FI	Yes	No	Yes	No
FR	Not available	Not available	Yes	Yes
HR	Partially	Partially	Not available	Yes
HU	No	No	No	No
IE	Partially	Partially	Partially	Partially
IT	Yes	Yes	No	No
LT	No	No	No	No
LU	No	No	No	No
LV	Partially	Partially	No	No
PL	No	No	Yes	No
SE	Partially	Partially	No	Partially
SI	Yes	Partially	Yes	No
UK	No	No	Partially	No
IL	Partially	Partially	Partially	Yes
NO	Partially	Yes	Partially	Partially
CH	No	No	No	No
RS	No	No	No	No

Yes
 Partially
 No
 Not available

ETSC RECOMMENDATIONS TO MEMBER STATES

- National definition of a WRR collision within the road safety field
- Collect and analyse comprehensive data on the number of WRR deaths and serious injuries
- Create a data linkage system for coroner reports, OSH and road safety authorities
- Support employers
- Lead by example and adopt WRRS management programmes for public fleets and public procurement requirements

ETSC RECOMMENDATIONS TO THE EU INSTITUTIONS

- Adopt a standardised EU definition of WRR collision within the road safety field

Revision of Directive 2003/59/EC - Certificate of Professional Competence:

- Extend the scope of the Directive under Article 1 to cover van drivers

Revision of Regulation 561/2006/EC - Driving Times and Rest Periods:

- Work towards consistent levels of enforcement of working time across the EU

ETSC RECOMMENDATIONS TO THE EU INSTITUTIONS

Thank you for your attention!

Questions?